



Edition : 1.0
Date: (04/25)

Instruction Manual

UNIVERSAL TOOL STAND UTS-1

Order Code: (W810)

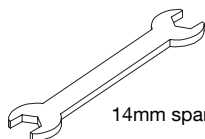
Important Safety Information

1. Assemble only according to these instructions. Improper assembly can create hazards.
2. Make sure assembly area is clean and well lit.
3. Weight capacity and other product capabilities apply to properly and completely assembled product only.
4. Follow tool instructions for mounting and operation.
5. Place stand on flat, level, sturdy surface capable of supporting stand, tool, and all workpieces.
6. Before use, secure the tool to the Tool Stand using appropriate hardware (not included). If tool does not bolt securely to stand, do not use it with this stand.
7. This product is not a toy. Do not allow children to play with or near this item.
8. Use stand as intended only.
9. Inspect before every use; do not use if parts are loose or damaged.
10. Do not exceed listed weight capacity (100Kgs). Be aware of dynamic loading! Sudden load movement may briefly create excess load causing product failure.

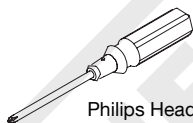
Getting Started

Before starting the assembly ensure you have the correct tools & equipment to successfully assemble the table whilst making sure you are wearing the appropriate Safety PPE.

TOOLS & ASSISTANCE NEEDED



14mm spanner



Philips Head Screwdriver

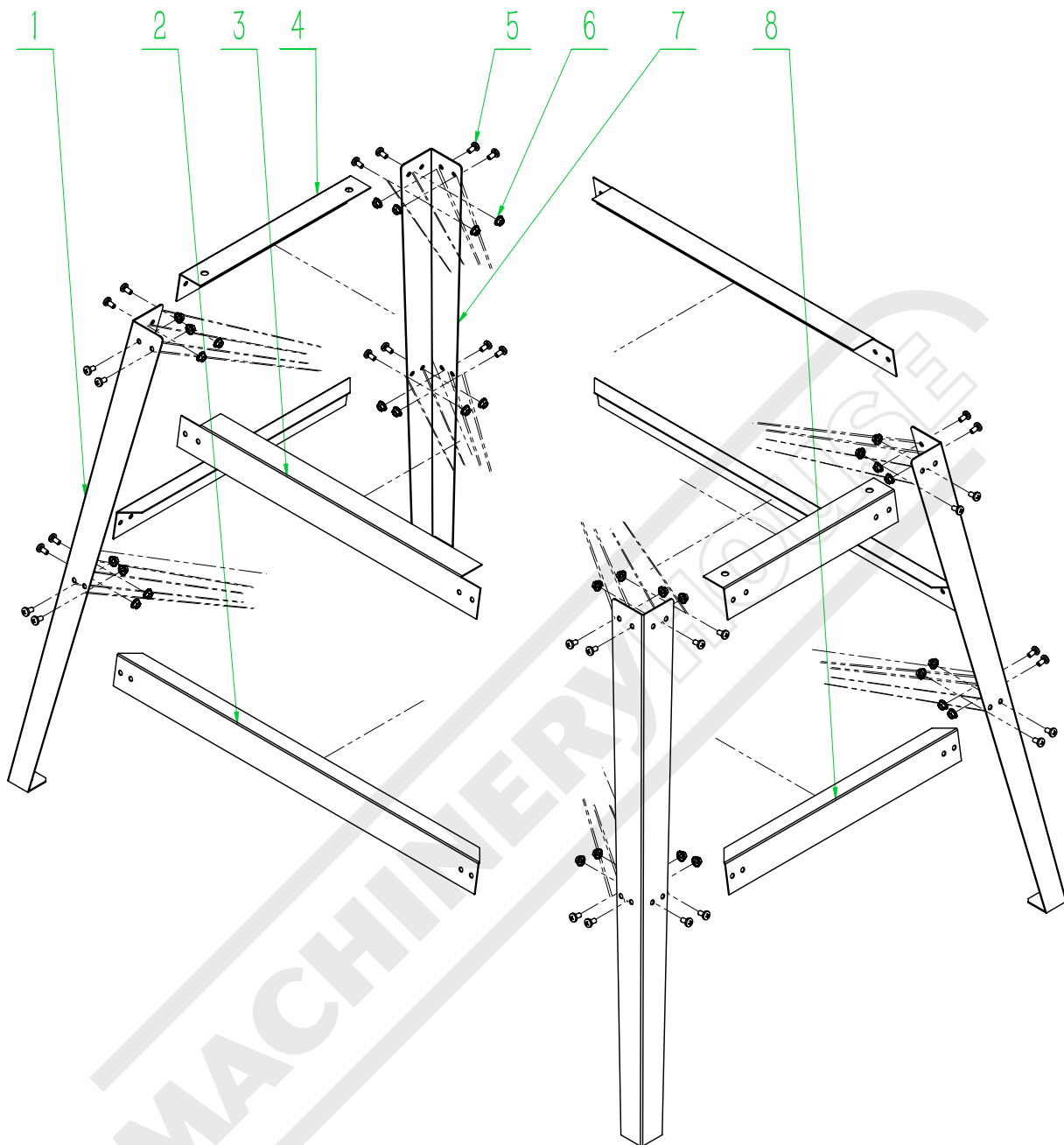
*Tools not included



Check for Burrs

It is normal for the components to have small burrs or minor imperfections as part of the laser cutting process. While wearing protective gloves, check the edges of the individual pieces and visually inspect them for any small burrs.

If you do happen to find one, use a file to remove any burrs, being careful not to remove too much excess material as it may affect the end result.



Part No.	Description	Quantity
1	Left Leg	2
2	Middle Connecting Plate	2
3	Long Brace	2
4	Short Brace	2
5	Cross Head Screw M6x12	32
6	Flange Nut M6	32
7	Right Leg	2
8	Middle Short Connecting Plate	2

Please check that you have all the below parts before you assemble this product

Note: It is our policy to continually improve products and as such we reserve the right to alter data, specifications and component parts without prior notice.

Important: No Liability is accepted for incorrect use of this product.

Warranty: Guarantee is 12 months from purchase date, proof of which is required for any claim.

DISTRIBUTED BY



www.machineryhouse.com.au

www.machineryhouse.co.nz